


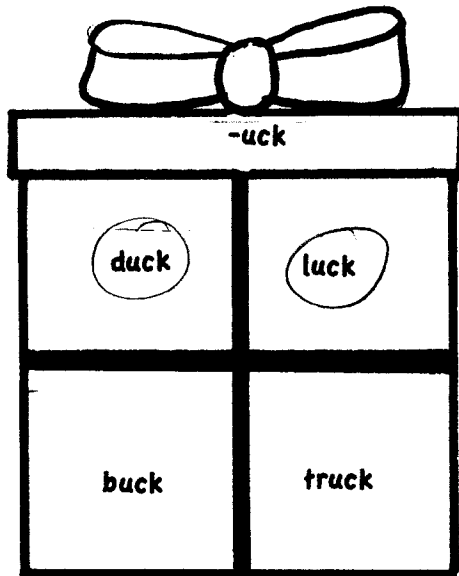


Name Example

Tommy Explores NYC!
Rhyme production

Bursting Boxes

You are going to create a gift box that is bursting with rhyming words! First, choose an ending sound and write it on the lid of the box. Second, write four words that share that same end sound. The first one is done for you.



Name Example

Tommy Explores NYC!
Rhyme production

Poetry Patterns

It's time to write your very own AA BB CC DD poem. Don't think you can do it? Let Tommy help! Look at the words in your bursting boxes. **Circle** your two favorite words in each box! The words you circle will be the **LAST** words in each sentence/line.

Title: The Hero

Line 1: Here's a tale that happened to me. (A)

Line 2: We were down by the old tree. (A)

Line 3: It was not day, but night. (B)

Line 4: The stars were shining bright. (B)

Line 5: I had to rescue a duck. (C)

Line 6: who was having bad luck. (C)

Line 7: We were wearing smiles not frowns. (D)

Line 8: I was the new hero in town. (D)